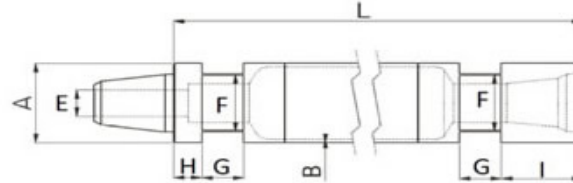
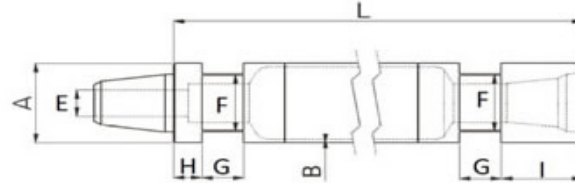


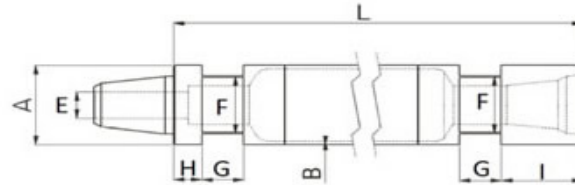
Sr.No	Product No.	OD mm	Length mm	Weight Kg	mm			Thread Box	Thread Pin
					E	F	G		
1	20-2005	38	1500	8	30	10	60	NC 10	NC 10
2	20-2203	44	1500	10	40	27	70	NC 12	NC 12
3	20-2372	47	1500	10.5	32	30	63	NC 13	NC 13
4	20-2886	60	1500	19.5	50	40	102	NC 16	NC 16
5	20-2642	60	1000	10.3	40	27	70	NC 16	NC 16
6	20-2643	60	2000	18.7	40	27	70	NC 16	NC 16
7	20-2644	60	3000	27.1	40	27	70	NC 16	NC 16
8	20-2645	60	6000	52.3	40	27	70	NC 16	NC 16
9	20-3318	70	1000	11.2	-	-	-	May JR	May JR
10	20-3317	70	1500	14.5	-	-	-	2 3/8" May JR	2 3/8" May JR
11	20-2573	73	1500	23	-	-	-	2 3/8" May JR	2 3/8" May JR
12	20-2572	73	3000	36	-	-	-	2 3/8" May JR	2 3/8" May JR
13	20-3206	73	3000	36.5	40	-	85	2 3/8" May JR	2 3/8" May JR
14	20-2078	73	3048	38	40	-	85	2 3/8" May JR	2 3/8" May JR
15	20-2079	73	6096	74	40	-	85	2 3/8" May JR	2 3/8" May JR
16	20-2376	73	6096	92	102	-	102	2 3/8" May JR	2 3/8" May JR
17	20-1370	76	1000	12	40	27	85	2 3/8" Reg	2 3/8" Reg
18	20-1371	76	1500	16	40	27	85	2 3/8" Reg	2 3/8" Reg
19	20-2366	76	1524	14.5	40	27	85	2 3/8" May JR	2 3/8" May JR
20	20-1373	76	2000	19	40	27	85	2 3/8" Reg	2 3/8" Reg
21	20-1374	76	3000	24	40	27	85	2 3/8" Reg	2 3/8" Reg



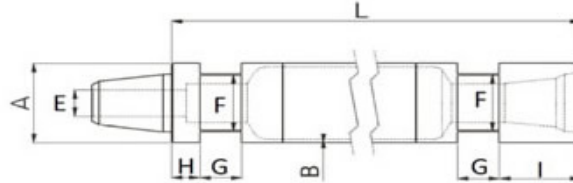
Sr.No	Product No.	OD mm A	Length mm L	Weight Kg	mm			Thread Box	Thread Pin
					E	F	G		
22	20-3204	76	3000	24.8	40	27	85	2 3/8" Reg	2 3/8" Reg
23	20-3205	76	3000	31	40	27	78	2 3/8" Reg	2 3/8" Reg
24	20-2365	76	3048	25.8	40	27	85	2 3/8" May JR	2 3/8" May JR
25	20-1614	76	4000	31	40	27	85	2 3/8" Reg	2 3/8" Reg
26	20-1391	76	1000	17	40	27	85	2 3/8" Reg	2 3/8" Reg
27	20-1392	76	1500	23	40	27	85	2 3/8" Reg	2 3/8" Reg
28	20-2885	76	1500	22	50	38	102	2 3/8" Reg	2 3/8" Reg
29	20-2648	76	1524	20	40	27	85	2 3/8" May JR	2 3/8" May JR
30	20-1393	76	2000	28	40	27	85	2 3/8" Reg	2 3/8" Reg
31	20-2614	76	2000	27.5	50	38	102	2 3/8" Reg	2 3/8" Reg
32	20-3030	76	3000	37.5	50	15	125	2 3/8" May Reg	2 3/8" May Reg
33	20-1394	76	3000	39	40	27	85	2 3/8" Reg	2 3/8" Reg
34	20-1395	76	4000	49	40	27	85	2 3/8" Reg	2 3/8" Reg
35	20-1684	76	5000	61	40	27	85	2 3/8" Reg	2 3/8" Reg
36	20-1397	76	6000	72	40	27	85	2 3/8" Reg	2 3/8" Reg
37	20-2840	76	6000	70.4	40	27	85	2 3/8" Reg	2 3/8" Reg
38	20-2136	76	4000	52	40	27	85	2 3/8" Reg	2 3/8" Reg
39	20-2625	76	3048	50	58		102	2 3/8" May JR	2 3/8" May JR
40	20-2163	76	7620	115	40	25	85	2 3/8" May JR	2 3/8" May JR
41	20-1415	89	1000	13	40	27	110	2 3/8" IF	2 3/8" IF
42	20-1402	89	1000	13	40	27	78	2 3/8" Reg	2 3/8" Reg



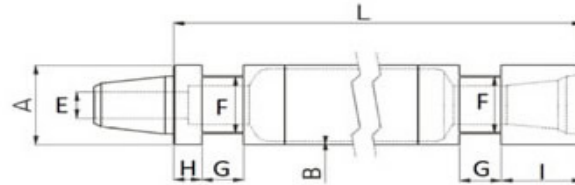
Sr.No	Product No.	OD mm	Length mm	Weight Kg	mm			Thread Box	Thread Pin
					E	F	G		
43	20-1421	89	1000	13	40	27	110	2 7/8" Reg	2 7/8" Reg
44	20-1416	89	1500	18	40	27	110	2 3/8" IF	2 3/8" IF
45	20-1403	89	1500	18	40	27	78	2 3/8" Reg	2 3/8" Reg
46	20-1422	89	1500	18	40	27	110	2 7/8" Reg	2 7/8" Reg
47	20-1417	89	2000	22	40	27	110	2 3/8" IF	2 3/8" IF
48	20-1406	89	2000	22	40	27	78	2 3/8" Reg	2 3/8" Reg
49	20-1423	89	2000	22	40	27	110	2 7/8" Reg	2 7/8" Reg
50	20-1418	89	3000	28	40	27	110	2 3/8" IF	2 3/8" IF
51	20-1407	89	3000	28	40	27	78	2 3/8" Reg	2 3/8" Reg
52	20-1424	89	3000	28	40	27	110	2 7/8" Reg	2 7/8" Reg
53	20-3186	89	500	11	40	27	110	2 3/8" IF	2 3/8" IF
54	20-3047	89	600	13.5	40	27	110	2 3/8" IF	2 3/8" IF
55	20-3026	89	700	15	40	27	110	2 3/8" IF	2 3/8" IF
56	20-1438	89	1000	17	40	27	110	2 3/8" IF	2 3/8" IF
57	20-2986	89	1000	17.5	40	27	110	2 3/8" IF	2 3/8" IF
58	20-1432	89	1000	17	40	27	78	2 3/8" Reg	2 3/8" Reg
59	20-1444	89	1000	17	40	27	110	2 7/8" Reg	2 7/8" Reg
60	20-3025	89	1300	22	40	27	110	2 3/8" IF	2 3/8" IF
61	20-3185	89	1400	23	40	27	110	2 3/8" IF	2 3/8" IF
62	20-1439	89	1500	24	40	27	110	2 3/8" IF	2 3/8" IF
63	20-2985	89	1500	24	40	27	110	2 3/8" IF	2 3/8" IF



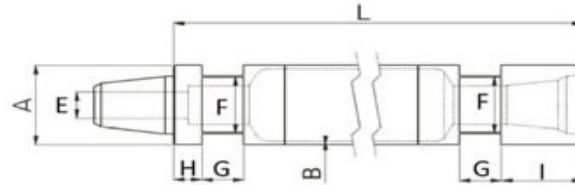
Sr.No	Product No.	OD mm A	Length mm L	Weight Kg	mm			Thread Box	Thread Pin
					E	F	G		
64	20-1433	89	1500	24	40	27	78	2 3/8" Reg	2 3/8" Reg
65	20-1445	89	1500	24	40	27	110	2 7/8" Reg	2 7/8" Reg
66	20-2765	89	1700	28	40	27	110	2 3/8" IF	2 3/8" IF
67	20-3009	89	1800	31				2 3/8" IF	2 3/8" IF
68	20-1440	89	2000	30	40	27	110	2 3/8" IF	2 3/8" IF
69	20-1434	89	2000	30	40	27	78	2 3/8" Reg	2 3/8" Reg
70	20-1446	89	2000	30	40	27	110	2 7/8" Reg	2 7/8" Reg
71	20-1441	89	3000	43	40	27	110	2 3/8" IF	2 3/8" IF
72	20-2984	89	3000	43	40	27	110	2 3/8" IF	2 3/8" IF
73	20-3130	89	3000	46	50		117	2 3/8" May Reg	2 3/8" May Reg
74	20-1435	89	3000	43	40	27	78	2 3/8" Reg	2 3/8" Reg
75	20-1447	89	3000	43	40	27	110	2 7/8" Reg	2 7/8" Reg
76	20-2204	89	4000	56	40	27	110	2 3/8" IF	2 3/8" IF
77	20-1672	89	4000	56	40	27	78	2 3/8" Reg	2 3/8" Reg
78	20-1642	89	5000	69	40	27	78	2 3/8" Reg	2 3/8" Reg
79	20-1443	89	6000	81	40	27	110	2 3/8" IF	2 3/8" IF
80	20-2944	89	6000	83.5	50	-	117	2 3/8" May Reg	2 3/8" May Reg
81	20-1437	89	6000	81	40	27	78	2 3/8" Reg	2 3/8" Reg
82	20-1449	89	6000	81	40	27	110	2 7/8" Reg	2 7/8" Reg
83	20-2939	89	6000	82.7	40	10	125	2 3/8" May Reg	2 3/8" May Reg
84	20-2233	89	1000	22	40	27	78	2 3/8" Reg	2 3/8" Reg



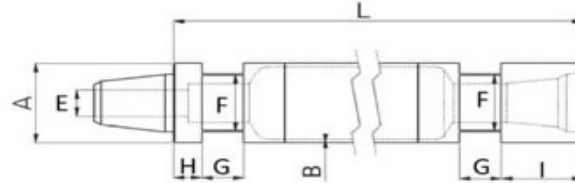
Sr.No	Product No.	OD mm A	Length mm L	Weight Kg	mm			Thread Box	Thread Pin
					E	F	G		
85	20-2026	89	1000	22	40	27	110	2 7/8" Reg	2 7/8" Reg
86	20-1967	89	2000	35	40	27	78	2 3/8" Reg	2 3/8" Reg
87	20-1895	89	2000	35	40	27	110	2 7/8" Reg	2 7/8" Reg
88	20-1920	89	3000	52	40	27	78	2 3/8" Reg	2 3/8" Reg
89	20-1927	89	3000	52	40	27	110	2 7/8" Reg	2 7/8" Reg
90	20-2733	89	2000	38.5	40	78	78	2 3/8" Reg	2 3/8" Reg
91	20-2205	102	1000	25	50	30	100	2 7/8" Reg	2 7/8" Reg
92	20-2206	102	1500	33	50	30	100	2 7/8" Reg	2 7/8" Reg
93	20-2207	102	2000	40	50	30	100	2 7/8" Reg	2 7/8" Reg
94	20-2208	102	3000	55	50	30	100	2 7/8" Reg	2 7/8" Reg
95	20-2209	102	4000	70	50	30	100	2 7/8" Reg	2 7/8" Reg
96	20-2117	102	5000	85	50	30	100	2 7/8" Reg	2 7/8" Reg
97	20-2210	102	6000	100	50	30	100	2 7/8" Reg	2 7/8" Reg
98	20-2379	102	6096	105	51	20	114	3 1/2" Reg	3 1/2" Reg
99	20-2378	105	6096	103	51	20	105	2 7/8" IF	2 7/8" IF
100	20-1482	114	1000	26	50	30	95	2 3/8" IF	2 3/8" IF
101	20-1515	114	1000	26	50	30	120	3 1/2" IF	3 1/2" IF
102	20-1488	114	1000	26	50	30	75	3 1/2" Reg	3 1/2" Reg
103	20-1506	114	1000	26	50	30	95	NC 35	NC 35
104	20-1483	114	1500	35	50	30	95	2 3/8" IF	2 3/8" IF
105	20-1516	114	1500	35	50	30	120	3 1/2" IF	3 1/2" IF



Sr.No	Product No.	OD mm A	Length mm L	Weight Kg	mm			Thread Box	Thread Pin
					E	F	G		
106	20-1490	114	1500	35	50	30	75	3 1/2" Reg	3 1/2" Reg
107	20-1507	114	1500	35	50	30	95	NC 35	NC 35
108	20-1484	114	2000	43	50	30	95	2 3/8" IF	2 3/8" IF
109	20-1517	114	2000	43	50	30	120	3 1/2" IF	3 1/2" IF
110	20-1494	114	2000	43	50	30	75	3 1/2" Reg	3 1/2" Reg
111	20-1505	114	2000	43	50	30	95	NC 35	NC 35
112	20-1485	114	3000	60	50	30	95	2 3/8" IF	2 3/8" IF
113	20-1518	114	3000	60	50	30	120	3 1/2" IF	3 1/2" IF
114	20-1495	114	3000	60	50	30	75	3 1/2" Reg	3 1/2" Reg
115	20-1508	114	3000	60	50	30	95	NC 35	NC 35
116	20-1847	114	4000	85	50	30	120	3 1/2" IF	3 1/2" IF
117	20-1532	114	4000	85	50	30	75	3 1/2" Reg	3 1/2" Reg
118	20-2083	114	5000	93	50	30	120	3 1/2" IF	3 1/2" IF
119	20-1601	114	5000	93	50	30	75	3 1/2" Reg	3 1/2" Reg
120	20-1487	114	6000	110	50	30	95	2 3/8" IF	2 3/8" IF
121	20-1520	114	6000	110	50	30	120	3 1/2" IF	3 1/2" IF
122	20-1497	114	6000	110	50	30	75	3 1/2" Reg	3 1/2" Reg
123	20-1649	114	6000	81	50	30	95	NC 35	NC 35
124	20-2028	114	6096	111	50	30	75	3 1/2" Reg	3 1/2" Reg
125	20-1527	114	1000	31	50	30	75	3 1/2" Reg	3 1/2" Reg
126	20-1541	114	1000	31	50	30	120	3 1/2" IF	3 1/2" IF

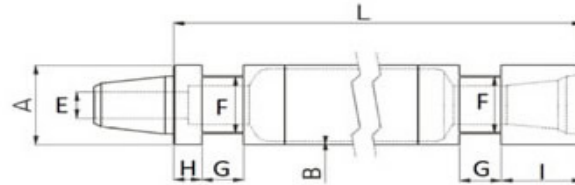


Sr.No	Product No.	OD mm A	Length mm L	Weight Kg	mm			Thread Box	Thread Pin
					E	F	G		
127	20-1535	114	1000	31	50	30	95	NC 35	NC 35
128	20-1542	114	1500	42	50	30	120	3 1/2" IF	3 1/2" IF
129	20-1528	114	1500	42	50	30	75	3 1/2" Reg	3 1/2" Reg
130	20-1536	114	1500	42	50	30	95	NC 35	NC 35
131	20-1543	114	2000	54	50	30	120	3 1/2" IF	3 1/2" IF
132	20-1529	114	2000	54	50	30	75	3 1/2" Reg	3 1/2" Reg
133	20-1537	114	2000	54	50	30	95	NC 35	NC 35
134	20-1521	114	3000	77	50	30	95	2 7/8" IF	2 7/8" IF
135	20-1544	114	3000	77	50	30	120	3 1/2" IF	3 1/2" IF
136	20-1530	114	3000	77	50	30	75	3 1/2" Reg	3 1/2" Reg
137	20-1538	114	3000	77	50	30	95	NC 35	NC 35
138	20-1700	114	4000	100	50	30	75	3 1/2" Reg	3 1/2" Reg
139	20-1815	114	5000	123	50	30	120	3 1/2" IF	3 1/2" IF
140	20-1523	114	6000	136	50	30	95	2 7/8" IF	2 7/8" IF
141	20-1546	114	6000	136	50	30	120	3 1/2" IF	3 1/2" IF
142	20-1532	114	6000	136	50	30	75	3 1/2" Reg	3 1/2" Reg
143	20-1540	114	6000	136	50	30	95	NC 35	NC 35
144	20-1524	114	6096	138	50	30	95	2 7/8" IF	2 7/8" IF
145	20-1803	114	6096	138	50	30	120	3 1/2" IF	3 1/2" IF
146	20-2092	114	6096	138	50	30	75	3 1/2" Reg	3 1/2" Reg
147	20-1525	114	7620	185	50	30	95	2 7/8" IF	2 7/8" IF

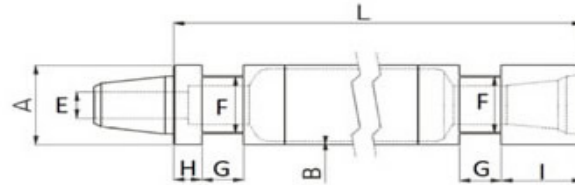


Sr.No	Product No.	OD mm A	Length mm L	Weight Kg	mm			Thread Box	Thread Pin
					E	F	G		
148	20-1582	114	7620	185	50	30	75	3 1/2" Reg	3 1/2" Reg
149	20-2213	127	1000	36	50	30	120	3 1/2" IF	3 1/2" IF
150	20-1656	127	1000	36	50	30	80	3 1/2" Reg	3 1/2" Reg
151	20-2214	127	1500	43	50	30	120	3 1/2" IF	3 1/2" IF
152	20-1657	127	1500	43	50	30	80	3 1/2" Reg	3 1/2" Reg
153	20-2215	127	2000	52	50	30	120	3 1/2" IF	3 1/2" IF
154	20-1670	127	2000	52	50	30	80	3 1/2" Reg	3 1/2" Reg
155	20-1757	127	3000	61	50	30	120	3 1/2" IF	3 1/2" IF
156	20-1630	127	3000	61	50	30	80	3 1/2" Reg	3 1/2" Reg
157	20-2419	127	5000	112	50	30	120	3 1/2" IF	3 1/2" IF
158	20-1726	127	6000	127	50	30	120	3 1/2" IF	3 1/2" IF
159	20-1663	127	6000	127	50	30	80	3 1/2" Reg	3 1/2" Reg
160	20-2223	127	1000	38	50	30	120	3 1/2" IF	3 1/2" IF
161	20-1664	127	1000	38	50	30	80	3 1/2" Reg	3 1/2" Reg
162	20-2170	127	1500	51	50	30	120	3 1/2" IF	3 1/2" IF
163	20-1665	127	1500	51	50	30	80	3 1/2" Reg	3 1/2" Reg
164	20-2224	127	2000	64	50	30	120	3 1/2" IF	3 1/2" IF
165	20-1666	127	2000	64	50	30	80	3 1/2" Reg	3 1/2" Reg
166	20-2225	127	3000	90	50	30	120	3 1/2" IF	3 1/2" IF
167	20-1667	127	3000	90	50	30	80	3 1/2" Reg	3 1/2" Reg
168	20-2418	127	5000	111	-	-	-	3 1/2" IF	3 1/2" IF

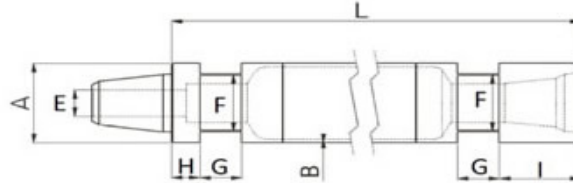




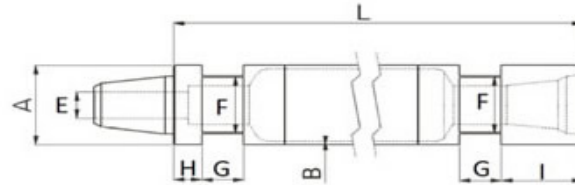
Sr.No	Product No.	OD mm A	Length mm L	Weight Kg	mm			Thread Box	Thread Pin
					E	F	G		
169	20-1647	127	5000	155	50	30	80	3 1/2" Reg	3 1/2" Reg
170	20-2226	127	6000	167	50	30	120	3 1/2" IF	3 1/2" IF
171	20-1668	127	6000	167	50	30	80	3 1/2" Reg	3 1/2" Reg
172	20-2085	127	6096	168	50	30	120	3 1/2" IF	3 1/2" IF
173	20-2230	140	1000	45	50	30	95	3 1/2" IF	3 1/2" IF
174	20-1772	140	1000	45	50	30	95	3 1/2" Reg	3 1/2" Reg
175	20-1676	140	1000	45	50	30	95	4 1/2" Reg	4 1/2" Reg
176	20-1776	140	1500	48	50	30	95	3 1/2" IF	3 1/2" IF
177	20-1774	140	1500	48	50	30	95	3 1/2" Reg	3 1/2" Reg
178	20-1677	140	1500	48	50	30	95	4 1/2" Reg	4 1/2" Reg
179	20-2231	140	2000	76	50	30	95	3 1/2" IF	3 1/2" IF
180	20-1781	140	2000	76	50	30	95	3 1/2" Reg	3 1/2" Reg
181	20-1678	140	2000	76	50	30	95	4 1/2" Reg	4 1/2" Reg
182	20-1874	140	3000	104	50	30	95	3 1/2" IF	3 1/2" IF
183	20-1782	140	3000	104	50	30	95	3 1/2" Reg	3 1/2" Reg
184	20-1679	140	3000	104	50	30	95	4 1/2" Reg	4 1/2" Reg
185	20-2232	140	4000	131	50	30	95	3 1/2" IF	3 1/2" IF
186	20-2227	140	4000	131	50	30	95	3 1/2" Reg	3 1/2" Reg
187	20-1928	140	4000	131	50	30	95	4 1/2" Reg	4 1/2" Reg
188	20-1875	140	5000	160	50	30	95	3 1/2" IF	3 1/2" IF
189	20-2228	140	5000	160	50	30	95	3 1/2" Reg	3 1/2" Reg



Sr.No	Product No.	OD mm A	Length mm L	Weight Kg	mm			Thread Box	Thread Pin
					E	F	G		
190	20-1851	140	5000	160	50	30	95	4 1/2" Reg	4 1/2" Reg
191	20-1876	140	6000	187	50	30	95	3 1/2" IF	3 1/2" IF
192	20-2229	140	6000	187	50	30	95	3 1/2" Reg	3 1/2" Reg
193	20-1680	140	6000	187	50	30	95	4 1/2" Reg	4 1/2" Reg
194	20-1904	140	6000	187	50	30	95	NC 35	NC 35
195	20-1946	140	7620	237	50	30	95	3 1/2" Beco	3 1/2" Beco
196	20-1727	168	1000	120	70	30	127	6 5/8 Reg	6 5/8 Reg
197	20-1701	168	1500	145	70	30	127	6 5/8 Reg	6 5/8 Reg
198	20-1728	168	2000	170	70	30	127	6 5/8 Reg	6 5/8 Reg
199	20-1787	168	3000	236	70	30	127	4 1/2" Reg	4 1/2" Reg
200	20-1729	168	3000	228	70	30	127	6 5/8 Reg	6 5/8 Reg
201	20-1788	168	6000	409	70	30	127	4 1/2" Reg	4 1/2" Reg
202	20-1730	168	6000	396	70	30	127	6 5/8 Reg	6 5/8 Reg
203	20-1996	168	1500	117	50	30	105	4 1/2" Reg	4 1/2" Reg
204	20-2897	168	2000	146.5	50	30	105	4 1/2" Reg	4 1/2" Reg
205	20-1704	168	3000	208	50	30	105	4 1/2" Reg	4 1/2" Reg
206	20-1933	168	1000	84	50	30	105	4 1/2" Reg	4 1/2" Reg
207	20-1934	168	1500	101	50	30	105	4 1/2" Reg	4 1/2" Reg
208	20-1838	168	2000	118	50	30	105	4 1/2" Reg	4 1/2" Reg
209	20-2652	177	1524	173	102	762	200	4 1/2" Beco	4 1/2" Beco
210	20-2388	178	3000	181	50	30	70	4 1/2" Reg	4 1/2" Reg



Sr.No	Product No.	OD mm A	Length mm L	Weight Kg	mm			Thread Box	Thread Pin
					E	F	G		
211	20-2603	194	2500	200	70	30	127	6 5/8" Reg	6 5/8" Reg
212	20-2649	194	5000	344	70	30	127	6 5/8" Reg	6 5/8" Reg
213	20-3287	219	1000	159	70	30	127	6 5/8" Reg	6 5/8" Reg
214	20-3286	219	1500	191	70	30	127	6 5/8" Reg	6 5/8" Reg
215	20-3285	219	2000	222	70	30	127	6 5/8" Reg	6 5/8" Reg
216	20-3284	219	3000	285	70	30	127	6 5/8" Reg	6 5/8" Reg
217	20-2179	273	1000	230	50	30	100	6 5/8 Reg	6 5/8 Reg
218	20-2191	273	1500	270	50	30	100	6 5/8 Reg	6 5/8 Reg
219	20-2178	273	2000	310	50	30	100	6 5/8 Reg	6 5/8 Reg
220	20-2116	273	3000	391	50	30	100	6 5/8 Reg	6 5/8 Reg
221	20-2192	273	4000	471	50	30	100	6 5/8 Reg	6 5/8 Reg
222	20-1994	273	6000	631	50	30	100	6 5/8 Reg	6 5/8 Reg
223	20-1989	273	1000	236	50	30	100	4 1/2" Reg	4 1/2" Reg
224	20-1944	273	2000	293	50	30	100	4 1/2" Reg	4 1/2" Reg
225	20-1939	273	3000	350	50	30	100	4 1/2" Reg	4 1/2" Reg
226	20-1913	273	6000	546	50	30	100	4 1/2" Reg	4 1/2" Reg
227	20-2332	305	1000	335	80	35	190	10" Beco	10" Beco
228	20-2360	305	1000	577	80	35	230	12" Beco	12" Beco
229	20-2267	305	1500	392	80	35	190	10" Beco	10" Beco
230	20-2361	305	1500	654	80	35	230	12" Beco	12" Beco
231	20-2461	305	1500	420	80	35	190	6 5/8" Reg	6 5/8" Reg



Sr.No	Product No.	OD mm	Length mm	Weight Kg	mm			Thread Box	Thread Pin
					E	F	G		
232	20-2333	305	2000	449	80	35	190	10" Beco	10" Beco
233	20-2362	305	2000	731	80	35	230	12" Beco	12" Beco
234	20-2266	305	3000	563	80	35	190	10" Beco	10" Beco
235	20-2363	305	3000	885	80	35	230	12" Beco	12" Beco
236	20-2552	305	3000	564	80	35		Beco 10"	Beco 10"
237	20-2288	305	6000	906	80	35	190	10" Beco	10" Beco
238	20-2364	305	6000	1348	80	35	230	12" Beco	12" Beco
239	20-2653	324	1795	407	50	30	80	6 5/8" Reg	6 5/8" Reg
240	20-2905	406	1000	387	80	27	47	6 5/8" Reg	6 5/8" Reg
241	20-2896	406	2000	508	80	27	47	6 5/8" Reg	6 5/8" Reg
242	20-2637	406	3000	628	80	27	47	6 5/8" Reg	6 5/8" Reg
243	20-2904	406	3800	728	80	27	47	6 5/8" Reg	6 5/8" Reg
244	20-2910	406	3800	720	80	27	47	6 5/8" Reg	6 5/8" Reg
245	20-2908	406	4000	750	80	27	47	6 5/8" Reg	6 5/8" Reg
246	20-2638	406	5000	598	80	27	47	6 5/8" Reg	6 5/8" Reg
247	20-2639	406	6000	993	80	27	47	6 5/8" Reg	6 5/8" Reg
248	20-3033	406	6000	990	80	27	47	8 5/8" Reg	8 5/8" Reg
249	20-2909	406	7000	1114	80	27	47	6 5/8" Reg	6 5/8" Reg
250	20-2906	406	7500	1175	80	27	47	6 5/8" Reg	6 5/8" Reg
251	20-2443	406	2000	870	60	30	180	Beco 12"	Beco 12"

"-" Will be provided at the time of quotation